


MyFav Get Well Soon 3D Card (Cutting File)

Created by **Kyera Lea**

Hobby Cutting
Machine

AI
FCM
SCAL
ScanNCut
Studio (Silhouette)
SVG
MTC
PDF



Just add a tissue


www.craftsuprint.com/kyera-lea-69118/

Purchased from www.craftsuprint.com

Additional Required Items:

- You will need a 5 x 6 $\frac{1}{2}$ card or 5 x 7 card and envelop
- Double Sided Tape
- Tissue(s)

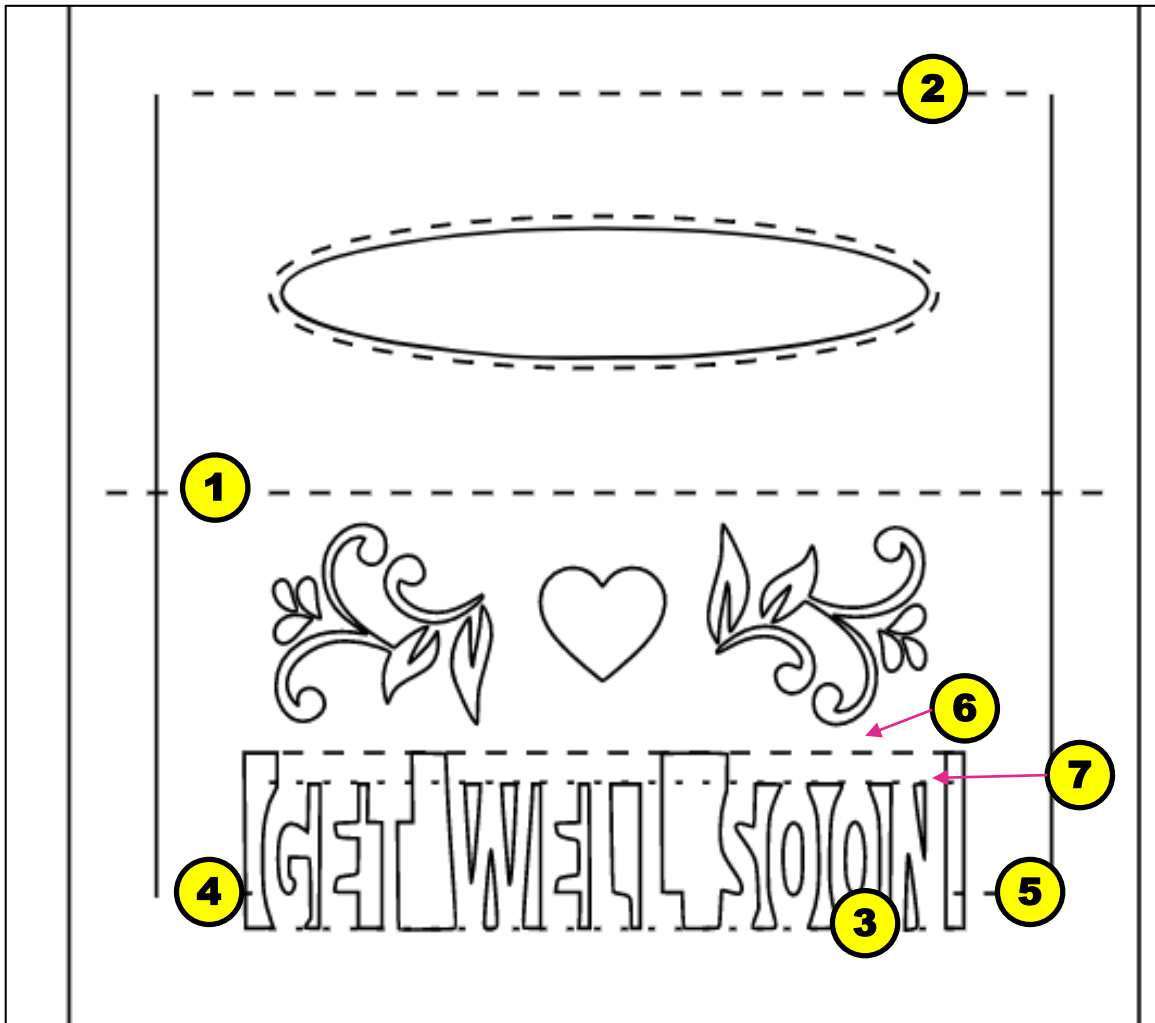
Inside 3D Card



Under Tissue
or
Bottom Front
(Opt)

Under
Heart
(Opt)

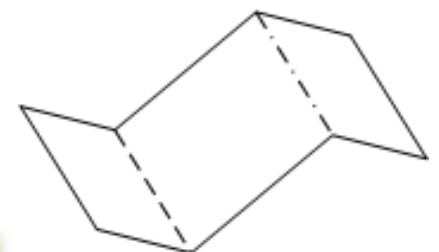
Optional Folding Instructions



If you tear a letter add a small piece of tape at back.

1. Fold in Half (Mountain Fold)
2. Gently Valley Fold
3. Turn Card over (card away) and gently valley fold the bottom of the Get Well Soon text
4. Card facing you, gently Valley fold
5. Card facing you, gently Valley fold
6. Card away from you Valley Fold
7. Card away from you Mountain Fold

Mountain fold.


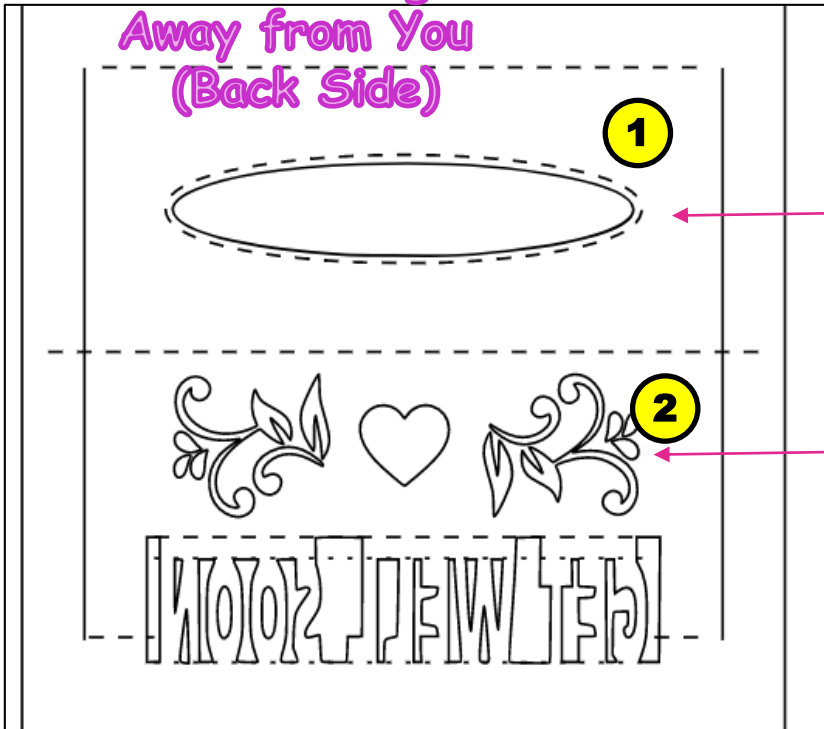


Valley fold.



Optional Folding Instructions

Card Facing
Away from You
(Back Side)




1. Optional - Lightly attach tissue backing. There must be enough room to easily add 1 tissue. Do not do this if you want to place a small tissue package inside. For mailing, adding the tissue package will increase postage.



2. Optional - tape / glue in place, Don't let the tape / glue show.

Applying Double Sided Tape

I recommend that you use Scor tape (a Double sided tape with a removable backing). Works great for placing and then removing tape when in correct position. You can use a good double sided tape, but be careful when placing.





1. Turn over and apply ScorTape in areas as shown.
2. Align with center fold on card base
3. When folded properly should easily fit in envelop.

This is how I added my tape

General Tips

1. Use Scor-Tape (Sookwang), place tape close to edges
2. Add tissue to card. Can also add a tissue pack on side, Then card can be used over and over
3. Behind floral cutout, add inked paper, glitter paper, stickies, patterned paper



Decorating Tips

1. Use distress inks, to add texture to outer edges of box.
2. Add glitter glue, jewels, pearls, lace, etc.



Quick addons to your Super Rockstar Card

Not necessary, but these items can be picked up at your dollar store or drug store. I like to give a good fresh orange juice and chicken soup.

1. Fun additions:

- Cough Drops
- Bowl / Package / Can of Chicken Soup
- Teas, lemonade, orange juice (packaged or fresh)
- Little bouquet of flowers
- Warm fluffy socks
- Lip balm
- Books - Puzzle, Reading book, drawing book and pencils, Coloring book with crayons, magazine
- Stuffed animal and toys, playing cards
- Hand lotion
- Snacks, crackers, treats (fruit, chocolate bars, candy)
- Tissue Pack
- Mug

Watch out for allergies and dietary restrictions

