



Art Deco Frame Layered Card Tutorial




You will need a card blank, scissors, foam pads, and your sheet to complete the card

purchased from www.craftsUpPrint.com Designed by Diane Hannah



Cut out the three elements.



Using foam pads attach each layer to your card blank. Largest on the bottom, and smallest on the top. I chose to assemble my card slightly over the top edge of the card blank. Then added a ribbon, and a tag with birthday text.