


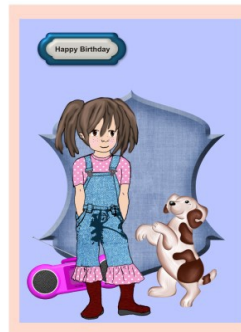

# Children's Birthday Age Cards




Designed by Joan King  
[www.craftsuprint.com](http://www.craftsuprint.com)

These sheets make an A5 card or you could print two to a page to make them A6. Print onto gloss or matt decoupage paper. The gloss paper will bring out the colours more.

Place the main sheet either onto a backing sheet or the card of your choice using double sided tape. Cut out the decoupage and using either foam pads or silicone glue attach to the picture. Choose the greeting tag you wish to put on to give more 3D effect. You can then choose which number suits the occasion you want to use the card for. Keep the other numbers safe as you may be able to use them on another card at a later stage.

There are 10 in this series. To see all my other designs please go to [www.craftsuprint.com/joan-king/](http://www.craftsuprint.com/joan-king/)





I hope you enjoy these designs and I look forward to seeing the cards that you make with them.